



DAYANANDA SAGAR COLLEGE OF DENTAL SCIENCES

Shavige Malleshwara Hills, Kumaraswamy Layout, Bangalore 560 111, Karnataka, India.

Email · admissions@dayanandasagar.edu.in / principal@dscds.edu.in

Phone:- 080 – 2666-3654, 91 – 74836-93035.

Program approved by - Dental Council of India (Regulating body)

Affiliated to – Rajiv Gandhi University of Health Sciences

Course outcome approved by -Internal Quality Assurance Cell-DSCDS

The BDS programme is a four year academic programme encompassing courses covering basic sciences and dental specialties. This is followed by a year of compulsory rotatory internship for gaining experience in clinical practice, patient education and practice management.

PROGRAMME STRUCTURE:

The BDS programme comprises of the following courses:

Year: 1 - BDS

BDS1: Human Anatomy, Embryology, Histology & Medical Genetics

BDS2: Physiology

BDS3: Biochemistry

BDS4: Dental Anatomy, Embryology and Oral Histology

BDS5: Dental Materials

Year: 2 - BDS

BDS6: General Pathology

BDS7: Microbiology

BDS8: General and Dental Pharmacology and Therapeutics

BDS9: Pre Clinical Conservative Dentistry Laboratory

BDS10: Preclinical Prosthodontics

Year: 3 - BDS

BDS11: General Medicine

BDS12: General Surgery

BDS13: Oral Pathology

Year: 4 - BDS

BDS14: Oral Medicine

BDS15: Pedodontics

BDS16: Public health dentistry

BDS17: Orthodontics

BDS18: Oral and Maxillofacial Surgery


BDS19: Periodontics

BDS20: Prosthodontics

BDS21: Conservative dentistry and Endodontics

BDS22: One year of compulsory rotatory internship

PRINCIPAL
Dayananda Sagar College of Dental Sciences
Kumaraswamy Layout,
Bangalore - 560 078.



DAYANANDA SAGAR COLLEGE OF DENTAL SCIENCES

Shavige Malleshwara Hills, Kumaraswamy Layout, Bangalore 560 111, Karnataka, India.

Email · admissions@dayanandasagar.edu.in / principal@dscds.edu.in

Phone:- 080 – 2666-3654, 91 – 74836-93035.

PROGRAM OUTCOME

BDS Programme code:- FSDSD1BDS (Passed out Batch – 2023-24)

Program Outcome - BDS	
PO1	To define and recall the theoretical knowledge of Dentistry along with ability to explain basic and applied medical sciences applicable to dentistry .
PO2	To analyze a problem to arrive at interdisciplinary diagnose of dental and oral diseases, assess the prognosis and to recommend a sound treatment planning.
PO3	To understand the scope of research and it's importance in dentistry and apply evidence based dentistry.
PO4	To examine and determine the treatment plan, and develop competency in executing the treatment by performing clinical procedures on dental patients and in pre-clinical laboratory .
PO5	Show social values, Empathy and positive attitude and communication while treating patients and to take part in process of lifelong learning.

Program Specific Outcome - BDS	
PSO1	Ability to identify and explain normal and abnormal structures of the oral cavity along with their growth and development.
PSO2	To acquire sound knowledge of recent advances in dental materials, drugs, medical electronics, technology and to choose the right instrumentation for efficient treatment planning and increase the overall treatment efficiency.
PSO3	To develop the knowledge and competency to take intraoral and extraoral radiographs, identify and interpret anatomical structures on the radiograph, and application in treatment planning.
PSO4	To identify and demonstrate the proper selection of armamentarium and follow the standard operating protocols with sound knowledge of their clinical application to treat the patients.
PSO5	To show high standard of professional ethics and conduct and apply these in professional life, to recognize and manage medico-legal, ethical issues in dental practice.



DAYANANDA SAGAR COLLEGE OF DENTAL SCIENCES

Shavige Malleshwara Hills, Kumaraswamy Layout, Bangalore 560 111, Karnataka, India.

Email · admissions@dayanandasagar.edu.in / principal@dscds.edu.in

Phone:- 080 – 2666-3654, 91 – 74836-93035.

1st
BDS


COURSE OUTCOME: - GENERAL HUMAN ANATOMY, INCLUDING EMBRYOLOGY AND ORAL HISTOLOGY

At the end of the course, the student will be able to-

1. Explain normal disposition of the structures in the body while clinically examining a patient and while conducting clinical procedures
2. Know the anatomical basis of disease and injury.
3. Know the microscopic structure of the various tissues, a pre-requisite for understanding of the disease processes.
4. Know the nervous system to locate the site of lesions according to the sensory and or motor deficits encountered.
5. Have an idea about the basis of abnormal development, critical stages of development, effects of teratogens, genetic mutations and environmental hazards.
6. Know the sectional anatomy of head neck and brain to read the features in radiographs and pictures taken by modern imaging techniques.
7. Know the anatomy of cardio-pulmonary resuscitation.
8. To locate various structures of the body and to mark the topography of the living anatomy.
9. To detect various congenital abnormalities.
10. To identify the features in radiographs and modern imaging techniques.

COURSE:-

GENERAL
HUMAN
ANATOMY,
INCLUDING
EMBRYOLOGY
AND ORAL
HISTOLOGY


PRINCIPAL
Dayananda Sagar College of Dental Sciences
Kumaraswamy Layout,
Bangalore - 560 078.



DAYANANDA SAGAR COLLEGE OF DENTAL SCIENCES

Shavige Malleshwara Hills, Kumaraswamy Layout, Bangalore 560 111, Karnataka, India.

Email · admissions@dayanandasagar.edu.in / principal@dscds.edu.in

Phone:- 080 – 2666-3654, 91 – 74836-93035.

1st
BDS

COURSE:-

GENERAL HUMAN PHYSIOLOGY AND BIOCHEMISTRY

COURSE OUTCOME - GENERAL HUMAN PHYSIOLOGY AND BIOCHEMISTRY

At the end of the course, the student will be able to-

1. Explain the normal functioning of all the organ systems and their interactions for well- coordinated total body function.
2. Assess the relative contribution of each organ system towards the maintenance of the milieu interior.
3. List the physiological principles underlying the pathogenesis and treatment of disease.
4. Conduct experiments designed for the study of physiological phenomena.
5. Interpret experimental and investigative data.
6. Distinguish between normal and abnormal data derived as a result of tests which he/she has performed and observed in the laboratory
7. Define and classify bioorganic molecules - Carbohydrates, Lipids Proteins and High energy compounds
8. Discuss about macronutrients and their digestion
9. Define and classify micronutrients, state their daily requirement, sources and deficiency symptoms, and explain their functions-Vitamins, Minerals, Calcium and phosphate, Heme and nonheme iron and Iodine
10. Summarize aspects of energy metabolism
11. Understand special aspects of metabolism
12. Explain biochemical genetics and protein synthesis
13. Discuss enzyme and metabolic regulation
14. Describe structural components and blood proteins- structure, functions and metabolism
15. Understand medical biochemistry- common medical conditions and their biochemical evaluation.



DAYANANDA SAGAR COLLEGE OF DENTAL SCIENCES

Shavige Malleshwara Hills, Kumaraswamy Layout, Bangalore 560 111, Karnataka, India.

Email · admissions@dayanandasagar.edu.in / principal@dscds.edu.in

Phone:- 080 – 2666-3654, 91 – 74836-93035.

1st
BDS


COURSE:-

DENTAL
ANATOMY,
EMBRYOLOGY
AND ORAL
HISTOLOGY

COURSE OUTCOME - DENTAL ANATOMY, EMBRYOLOGY AND ORAL HISTOLOGY

At the end of the course, the student will be able to –

1. Appreciate the normal development, morphology, structure & functions of oral tissues & variations in different pathological/non-pathological states.
2. Understand the histological basis of various dental treatment procedures and physiologic ageing process in the dental tissues.
3. Know the basic knowledge of various research methodologies.


PRINCIPAL
Dayananda Sagar College of Dental Sciences
Kumaraswamy Layout,
Bangalore - 560 078.



DAYANANDA SAGAR COLLEGE OF DENTAL SCIENCES

Shavige Malleshwara Hills, Kumaraswamy Layout, Bangalore 560 111, Karnataka, India.

Email · admissions@dayanandasagar.edu.in / principal@dscds.edu.in

Phone:- 080 – 2666-3654, 91 – 74836-93035.

2nd
BDS


COURSE:-

GENERAL PATHOLOGY AND MICROBIOLOGY

COURSE OUTCOME - GENERAL PATHOLOGY AND MICROBIOLOGY

At the end of the course, the student will be able to-

1. Demonstrate and apply basic facts, concepts and theories in the field of Pathology
2. Recognize and analyze pathological changes at macroscopically and microscopical levels and explain their observations in terms of disease processes
3. Integrate knowledge from the basic sciences, clinical medicine and dentistry in the study of Pathology.
4. Demonstrate understanding of the capabilities and limitations of morphological Pathology in its contribution to medicine, dentistry and biological research.
5. Demonstrate ability to consult resource materials outside lectures, laboratory and tutorial classes.
6. Understand the basics of various branches of microbiology and able to apply the knowledge relevantly.
7. Apply the knowledge gained in related medical subjects like General Medicine and General Surgery and Dental subjects like Oral Pathology, Community Dentistry, Periodontics, Oral Surgery, Pedodontics, Conservative Dentistry and Oral medicine in higher classes.
8. Understand and practice various methods of Sterilisation and disinfection in dental clinics.
9. Have a sound understanding of various infectious diseases and lesions in the oral cavity.
10. Student should have acquired the skill to diagnose, differentiate various oral lesions.
11. Should be able to select, collect and transport clinical specimens to the laboratory.
12. Should be able to carry out proper aseptic procedures in the dental clinic.


PRINCIPAL
Dayananda Sagar College of Dental Sciences
Kumaraswamy Layout,
Bangalore - 560 078.



DAYANANDA SAGAR COLLEGE OF DENTAL SCIENCES

Shavige Malleshwara Hills, Kumaraswamy Layout, Bangalore 560 111, Karnataka, India.

Email · admissions@dayanandasagar.edu.in / principal@dscds.edu.in

Phone:- 080 – 2666-3654, 91 – 74836-93035.

2nd
BDS


COURSE:-

GENERAL AND DENTAL PHARMACOLOGY AND THERAPEUTICS

COURSE OUTCOME - GENERAL AND DENTAL PHARMACOLOGY AND THERAPEUTICS

At the end of the course, the student will be able to-

1. Describe the pharmacokinetics and pharmacodynamics of essential and commonly used drugs in general and in dentistry in particular.
2. List the indications, contraindications; interactions, and adverse reactions of commonly used drugs with reason.
3. Tailor the use of appropriate drugs in disease with consideration to its cost, efficacy, and safety for individual and mass therapy needs.
4. Indicate special care in prescribing common and essential drugs in special medical situations such as pregnancy, lactation, old age, renal, hepatic damage and immuno compromised patients.
5. Integrate the rational drug therapy in clinical pharmacology
6. Indicate the principles underlying the concepts of "Essential drugs".
7. Prescribe drugs for common dental and medical ailments.
8. Appreciate adverse reactions and drug interactions of commonly used drugs.
9. Observe experiments designed for study of effects of drugs.
10. Critically evaluate drug formulations and be able to interpret the clinical pharmacology of marketed preparations commonly used in dentistry.
11. Apply Practical knowledge of use of drugs in clinical practice.


PRINCIPAL
Dayananda Sagar College of Dental Sciences
Kumaraswamy Layout,
Bangalore - 560 078. India



DAYANANDA SAGAR COLLEGE OF DENTAL SCIENCES

Shavige Malleshwara Hills, Kumaraswamy Layout, Bangalore 560 111, Karnataka, India.

Email · admissions@dayanandasagar.edu.in / principal@dscds.edu.in

Phone:- 080 – 2666-3654, 91 – 74836-93035.

2nd

BDS

COURSE:-

DENTAL
MATERIALS

COURSE:-

PRE CLINICAL
CONSERVATIVE
DENTISTRY

COURSE:-

PRE CLINICAL
PROSTHODONTIC
DENTISTRY

COURSE OUTCOME - DENTAL MATERIALS

At the end of the course, the student will be able to-

1. Understand the evolution and development of science of dental material.
2. Explain purpose of course in dental materials to personnel's concerned with the profession of the dentistry.
3. Explain physical and chemical properties of dental materials
4. Understand biomechanical requirements of particular restorative procedure.
5. Understand standards or specifications of various materials and evaluate the claims made by manufactures of dental materials.

COURSE OUTCOME - PRE CLINICAL CONSERVATIVE DENTISTRY


At the end of the course, the student will be able to-

1. Identify and use hand cutting instruments
2. Identify and use rotary cutting instruments in contra angle hand pieces
3. Prepare Class I to Class V cavities, restore and polish restorations
4. Identify and manipulate varnish and bases
5. Identify and manipulate various matrices, tooth separators and materials like composites and modified glassionomer cements.

COURSE OUTCOME - PRE CLINICAL PROSTHODONTIC DENTISTRY

At the end of the course, the student will be able to-

1. Dental student will have sound knowledge of balanced Occlusion.
2. Dental student with sound knowledge on landmarks in edentulous patients would be able to do all lab procedures to make a conventional complete denture.


PRINCIPAL
Dayananda Sagar College of Dental Sciences
Kumaraswamy Layout,
Bangalore - 560 078.



DAYANANDA SAGAR COLLEGE OF DENTAL SCIENCES

Shavige Malleshwara Hills, Kumaraswamy Layout, Bangalore 560 111, Karnataka, India.

Email · admissions@dayanandasagar.edu.in / principal@dscds.edu.in

Phone:- 080 – 2666-3654, 91 – 74836-93035.

3rd
BDS

COURSE:-

**GENERAL
MEDICINE**

COURSE OUTCOME – GENERAL MEDICINE

At the end of the course, the student will be able to-

1. Define signs and symptoms
2. Provide a diagnosis and differential diagnosis
3. Outline treatment & determine prognosis of infections, disorders of GIT, CVS, CNS, Respiratory and Renal systems, hematology and endocrinology
4. Understand principles of Critical Care and conditions requiring critical care
5. Take a detailed history
6. Conduct a general physical examination (including build, nourishment, pulse, BP, respiration, clubbing, cyanosis, jaundice, lymphadenopathy, oral cavity)
7. Examine CVS, RS and abdomen and facial nerve.


COURSE OUTCOME – GENERAL SURGERY

At the end of the course, the student will be able to-

1. Explain various diseases, which may require surgical expertise
2. Analyze the medical history
3. Conduct a thorough physical examination of the patient
4. Differentiate benign and malignant diseases and decide which patient requires further evaluation
5. Examine a routine swelling, ulcer and other related diseases
6. Perform minor surgical procedures such as draining an abscess, taking a biopsy etc.

COURSE:-

**GENERAL
SURGERY**


PRINCIPAL
Dayananda Sagar College of Dental Sciences
Kumaraswamy Layout,
Bangalore - 560 078



DAYANANDA SAGAR COLLEGE OF DENTAL SCIENCES

Shavige Malleshwara Hills, Kumaraswamy Layout, Bangalore 560 111, Karnataka, India.

Email · admissions@dayanandasagar.edu.in / principal@dscds.edu.in

Phone:- 080 – 2666-3654, 91 – 74836-93035.

3rd
BDS


COURSE:-

ORAL
PATHOLOGY

COURSE OUTCOME – ORAL PATHOLOGY

At the end of the course, the student will be able to-

1. The manifestations of common oral and systemic diseases, their diagnosis & correlation with clinical pathological processes.
2. Study of teeth anomalies through tooth specimens & plaster models.
3. Microbiology Microscopic study of common lesions affecting oral tissues through microscopic slides.
4. Basic principles of Forensic Odontology.


PRINCIPAL
Dayananda Sagar College of Dental Sciences
Kumaraswamy Layout,
Bangalore - 560 078



DAYANANDA SAGAR COLLEGE OF DENTAL SCIENCES

Shavige Malleshwara Hills, Kumaraswamy Layout, Bangalore 560 111, Karnataka, India.

Email · admissions@dayanandasagar.edu.in / principal@dscds.edu.in

Phone:- 080 – 2666-3654, 91 – 74836-93035.

4th
BDS

COURSE:-

**ORAL
MEDICINE &
RADIOLOGY**

COURSE OUTCOME - ORAL MEDICINE & RADIOLOGY

By the end of the course, the student should be able to:

1. Obtain patient's history in a methodical way
2. Perform thorough clinical examination, identify precancerous and cancerous lesions of the oral cavity and refer to the concerned specialist for their management
3. Take intra-oral radiographs and interpret the radiographic findings
4. Identify the need for extra-oral radiographic procedures, TMJ radiography and sialography
5. Select and interpret clinical, radiological and other diagnostic information
6. Arriving at provisional, differential and final diagnosis
7. Demonstrate knowledge about radiation health hazards by employing radiation safety and protection.
8. Recognize the importance of intra- and extra-oral radiographs and dental records in forensic identification, age estimation and with respect to law.

COURSE OUTCOME - PAEDIATRIC & PREVENTIVE DENTISTRY

By the end of the course, the student should be able to:

1. Instill a positive attitude and behavior in children towards oral health and describe the principles of preventive dentistry right from birth to adolescence
2. Guide and counsel the parents in regards to various treatment modalities including different facets of preventive dentistry
3. Treat dental diseases occurring in child patient
4. Manage the physically and mentally challenged disabled children effectively and efficiently, tailored to the needs of individual requirement and conditions.

COURSE:-

**PAEDIATRIC
&
PREVENTIVE
DENTISTRY**



DAYANANDA SAGAR COLLEGE OF DENTAL SCIENCES

Shavige Malleshwara Hills, Kumaraswamy Layout, Bangalore 560 111, Karnataka, India.
Email - admissions@dayanandasagar.edu.in / principal@dscds.edu.in
Phone:- 080 – 2666-3654, 91 – 74836-93035.

4th
BDS

COURSE OUTCOME - ORTHODONTICS & DENTOFACIAL ORTHOPAEDICS

By the end of the course, the student should be able to:

1. Describe normal growth and development of facial skeleton and dentition
2. Identify aberrations in growth process- both dental and skeletal and plan necessary treatment
3. Diagnose the various malocclusion categories
4. Motivate and explain to the patient (and parent) about the necessity of treatment
5. Plan and execute preventive orthodontics (space maintainers or space regainers)
6. Plan and execute interceptive orthodontics (habit breaking appliances)
7. Manage treatment of simple malocclusion such as anterior spacing using removable appliances
8. Should have the sound knowledge of methods of gaining spaces and anchorage preparation to facilitate orthodontic tooth movement.
9. Handle delivery and activation of removable orthodontic appliances
10. Diagnose and appropriately refer patients with complex malocclusion to the specialist
11. Describe the sound principles of retention and relapse in orthodontic tooth movement.

COURSE:-

ORTHODONTICS
&
DENTOFACIAL
ORTHOPAEDICS



DAYANANDA SAGAR COLLEGE OF DENTAL SCIENCES

Shavige Malleshwara Hills, Kumaraswamy Layout, Bangalore 560 111, Karnataka, India.

Email · admissions@dayanandasagar.edu.in / principal@dscds.edu.in

Phone:- 080 – 2666-3654, 91 – 74836-93035.

4th
BDS

COURSE:-

PERIODONTOLOGY

COURSE OUTCOME - PERIODONTOLOGY

By the end of the course, the student should be able to:

1. Diagnose the patients' periodontal problem, plan and perform appropriate periodontal treatment
2. Educate and motivate the patient
3. Perform thorough oral prophylaxis, subgingival scaling, root planing and minor periodontal surgical procedures
4. Give proper post treatment instructions and do periodic recall and evaluation
5. Anticipate medical complications that can arise while treating systemically compromised patients and employ prior precautions or seek consent from the concerned medical specialist.
6. Explain the concepts of osseointegration and basic surgical aspects of implantology

COURSE OUTCOME - PROSTHODONTICS AND CROWN & BRIDGE

By the end of the course, the student should be able to:

1. Choose appropriate dental materials for a given clinical scenario
2. Make impressions and create working models for laboratory procedures
3. Fabricate conventional complete and partial removable dentures and assess the need for fixed partial dentures
4. Educate and counsel patients about the need for prosthetic replacement of missing teeth
5. Explain the concept of osseointegration and the value of implant-supported Prosthodontic Procedures

COURSE:-

PROSTHODONTICS AND CROWN & BRIDGE



DAYANANDA SAGAR COLLEGE OF DENTAL SCIENCES

Shavige Malleshwara Hills, Kumaraswamy Layout, Bangalore 560 111, Karnataka, India.

Email · admissions@dayanandasagar.edu.in / principal@dscds.edu.in

Phone:- 080 – 2666-3654, 91 – 74836-93035.

4th
BDS

COURSE:-

**CONSERVATIVE
DENTISTRY
AND
ENDODONTICS**

COURSE OUTCOME - CONSERVATIVE DENTISTRY AND ENDODONTICS

By the end of the course, the student should be able to:

1. Diagnose all carious lesions
2. Prepare Class I and Class II cavities and restore them with amalgam
3. Restore class V and Class III cavities with glass ionomer cement
4. Diagnose and appropriately treat pulpally involved teeth (pulp capping procedures)
5. Perform RCT for anterior teeth
6. Carry out small composite restorations
7. Describe the principles of aesthetic dental procedures


COURSE OUTCOME - ORAL & MAXILLOFACIAL SURGERY

By the end of the course, the student should be able to:

1. Apply the knowledge gained in the basic medical and clinical subjects in the management of patients with surgical problems
2. Diagnose, manage and treat patients with basic oral surgical problems
3. Demonstrate a broad knowledge of maxillofacial surgery and oral implantology
4. Recognize legal, ethical and moral issues pertaining to the patient care and communication skills
5. Apply and practice the basic principles of asepsis and sterilisation
6. Administer all forms of local anaesthesia
7. Perform extraction of the teeth under local anaesthesia (LA)
8. Perform certain minor oral surgical procedure under LA like trans-alveolar extraction, frenectomy, dento-alveolar procedures, simple impaction, biopsy, etc.

COURSE:-

**ORAL &
MAXILLOFACIAL
SURGERY**


PRINCIPAL
Dayananda Sagar College of Dental Sciences
Kumaraswamy Layout,
Bangalore - 560 078.



DAYANANDA SAGAR COLLEGE OF DENTAL SCIENCES

Shavige Malleshwara Hills, Kumaraswamy Layout, Bangalore 560 111, Karnataka, India.

Email · admissions@dayanandasagar.edu.in / principal@dscds.edu.in

Phone:- 080 – 2666-3654, 91 – 74836-93035.

4th
BDS

9. Assess, prevent and manage common complications that arise during and after minor oral surgery
10. Prescribe drugs as per pre operative, prophylactic and therapeutic requirements
11. Provide primary care and manage medical emergencies in the dental office
12. Describe the management of major oral surgical problems and principles involved in the inpatient management

COURSE OUTCOME - PUBLIC HEALTH DENTISTRY

By the end of the course, the student should be able to:

1. Apply the principles of health promotion and disease prevention
2. Describe the organization and provision of health care in community and in the hospital service
3. Examine the prevalence of common dental conditions in India.
4. Participate in improving the oral health of the individuals through community activities
5. Observe and indicate social, cultural and env. factors which contribute to health or illness.
6. Administer oral hygiene instructions, topical fluoride therapy and fissure sealing.
7. Educate patients concerning the aetiology and prevention of oral disease and encourage them to assume responsibility for their oral health
8. Evaluate population dynamics, reimbursement mechanism practice
9. Co-ordinate & supervise the activities of allied dental health personnel
10. Implement & monitor infection control and environmental safety programs.

COURSE:-

PUBLIC HEALTH DENTISTRY



DAYANANDA SAGAR COLLEGE OF DENTAL SCIENCES

Shavige Malleshwara Hills, Kumaraswamy Layout, Bangalore 560 111, Karnataka, India.

Email · admissions@dayanandasagar.edu.in / principal@dscds.edu.in

Phone:- 080 – 2666-3654, 91 – 74836-93035.

MDS-COURSE OUTCOMES (MDS-COs)

Name of the programme	-Master in Dental Surgery
Name of the institution	-Dayananda Sagar College of Dental Sciences (DSCDS), Bengaluru
Course outcome proposed by	-Academic Advisory Council-DSCDS
Course outcome approved by	-Internal Quality Assurance Cell-DSCDS
Course approved by	- Dental Council of India (Regulating body)
Affiliated to	- Rajiv Gandhi University of Health Sciences
Date of approval by AAC	- 18-01-2018
Date of IQAC approval	- 17-02-2021

MDS PROSTHODONTICS-COURSE OUTCOMES (MDSPROSTHO-COs)

The MDS program is a three-year academic program encompassing courses covering basic sciences and dental specialties.


PROGRAMME STRUCTURE: PROSTHODONTICS INCLUDING CROWN AND BRIDGE

MDS PCB 1: Part-I Paper-I: Applied Basic Sciences: Applied anatomy, embryology, growth and Development Genetics, Immunology, anthropology, Physiology, nutrition and Biochemistry, Pathology and Microbiology, virology, applied pharmacology, Research Methodology and bio statistics, Applied Dental anatomy and histology, Oral pathology & oral Microbiology, Adult and geriatric psychology. Applied dental materials.

MDS PCB 2: Part-II Paper-I: Removable Prosthodontics and Implant supported prosthesis (Implantology), Geriatric dentistry and Crania Facial Prosthodontics

MDS PCB 3: Part-II Paper-II: Fixed Prosthodontics, occlusion, TMJ and esthetics.

MDS PCB 4: Part II Paper-III: Descriptive and analyzing type question


PRINCIPAL
Dayananda Sagar College of Dental Sciences,
Kumaraswamy Layout,
Bangalore - 560 078.



DAYANANDA SAGAR COLLEGE OF DENTAL SCIENCES

Shavige Malleshwara Hills, Kumaraswamy Layout, Bangalore 560 111, Karnataka, India.

Email - admissions@dayanandasagar.edu.in / principal@dscds.edu.in

Phone:- 080 – 2666-3654, 91 – 74836-93035.

PROGRAMME OUTCOMES:

The intended learning outcomes for the MDS Prosthodontics including Crown and Bridge program are as follows:

A) KNOWLEDGE AND UNDERSTANDING: KU

At the end of academic program, the post graduate students should have acquired the following outcomes during the period of training.

- KU1.** Able to describe the concepts of growth and development of orofacial structures.
- KU2.** Able to Describe the clinical features, knowledge of relevant clinical investigations required, diagnosis and management of loss of oro-facial structures.
- KU3.** Should have knowledge regarding age related changes that contribute to the treatment planning.
- KU4.** Should have the thorough knowledge of various treatment modalities that can be specifically applied to restoration of form and function of oro-facial complex.
- KU5.** Knowledge and understanding of the sterilization and disinfection protocol.

B) PSYCHOMOTOR SKILLS: P

- P1.** Excell in manipulation of various dental materials and operation of laboratory equipments.
- P2.** Preclinical skills as a precursor to treating patients.
- P3.** Students should be able to treat complex cases and interdisciplinary cases.
- P4.** Fabrication of removable prosthesis, fixed prosthesis (tooth supported & implant supported), maxillofacial prosthesis, TMD appliances and other modified prosthesis that are patient specific.
- P5.** Should be able to use software and information technology to carry out digital treatment simulation and planning of advanced and complex treatments.

C) ATTITUDES AND VALUES: AV

- AV1.** Identify social, economic, environmental, and emotional determinants in each case and take them into account for planning treatment
- AV2.** Should be proficient in adult and geriatric psychology to communicate and understand the psychological problems associated with facial esthetics and function.
- AV3.** Respect patient's rights and privileges including patient's right to information and right to seek a second opinion.
- AV4.** Develop communication skills to explain various treatment options available, its pros and cons and to obtain a true informed consent from the patient
- AV5.** Apply high moral and ethical standards while carrying out the procedures.

PRINCIPAL
Dayananda Sagar College of Dental Sciences
Kumaraswamy Layout,
Bangalore - 560 078.



DAYANANDA SAGAR COLLEGE OF DENTAL SCIENCES

Shavige Malleshwara Hills, Kumaraswamy Layout, Bangalore 560 111, Karnataka, India.

Email · admissions@dayanandasagar.edu.in / principal@dscds.edu.in

Phone:- 080 – 2666-3654, 91 – 74836-93035.

MDS PERIODONTOLOGY-COURSE OUTCOMES (MDSPERIO-COs)

The MDS programme is a three year academic programme encompassing courses covering basic sciences and dental specialties.

PROGRAM STRUCTURE: Periodontology

The MDS Periodontology programme comprises of the following courses:

MDS PER 1 : Part- I Paper-I: Applied Basic Sciences: Applied Anatomy, Physiology, and Biochemistry, Pathology, Microbiology, Pharmacology, Research Methodology and Biostatistics.

MDS PER 2 : Part-II Paper I: Normal Periodontal structure, Etiology and Pathogenesis of Periodontal diseases, epidemiology as related to Periodontics

MDS PER 3 : Paper II: Periodontal diagnosis, therapy and Oral implantology

MDS PER 4 : Paper III: Descriptive and analysing type question

PROGRAMME OUTCOMES:

The intended learning outcomes for the MDS Periodontology programme are as follows:

A) KNOWLEDGE AND UNDERSTANDING: KU


At the end of academic programme, the post graduate students should have acquired the following outcomes during the period of training.

KU1. To thoroughly understand the applied aspects of basic Sciences which comprises applied Anatomy, Physiology, and Biochemistry, Pathology, Microbiology and Pharmacology.

KU2. Able to thoroughly understand the normal anatomy and functions of periodontium, competent to differentiate periodontal health from disease.

KU3. To have an understanding of etiopathogenesis of periodontal diseases for early diagnosis, prevention and management.

KU5. Able to Identify the various risk factors, systemic conditions that influences and prognostic factors associated with periodontal diseases for creating awareness and motivating the patient to maintain stable periodontal health.


PRINCIPAL
Dayananda Sagar College of Dental Sciences
Kumaraswamy Layout,
Bangalore - 560 078



DAYANANDA SAGAR COLLEGE OF DENTAL SCIENCES

Shavige Malleshwara Hills, Kumaraswamy Layout, Bangalore 560 111, Karnataka, India.

Email · admissions@dayanandasagar.edu.in / principal@dscds.edu.in

Phone:- 080 – 2666-3654, 91 – 74836-93035.


- KU6.** Able to accurately diagnose the periodontal status of the patient to develop a comprehensive treatment plan for the patient's needs and to understand Principles of Surgery and Medical Emergencies.
- KU7.** Able to recognize conditions that may be outside the area of Speciality or competence and refer them to an appropriate Specialist.
- KU8.** To update by attending courses, conferences and seminars relevant to periodontics and also carry out research activity with the aim of publishing work in scientific journals
- KU9.** Able to develop knowledge, Clinical and teaching skill in the science and practice of Oral Implantology
- KU10.** To sensitize students about inter disciplinary approach towards the soft tissues of the oral cavity with the help of specialist from other departments.

B) PSYCHOMOTOR SKILLS: P

- P1.** Able to record proper clinical history, thorough examination of intra oral, extra oral, medical history evaluation, advice essential diagnostic procedures and interpret them to come to a reasonable diagnosis
- P2.** Ability to perform various non surgical and surgical periodontal procedures independently
- P3.** Ability for an effective motivation and education regarding periodontal disease maintenance after the treatment
- P4.** To be able to identify the various mucogingival deformities and perform the desired techniques to achieve esthetically and functionally optimal results .
- P5.** Should be able to analyse the indications and perform various laser assisted periodontal and peri implant surgical procedures, learn the art of using microscopes to perform all Microsurgical periodontal procedures.

C) ATTITUDES AND VALUES: AV

- AV1.** Able to adapt Human values, ethical practice to communication abilities
- AV2.** To Apply high moral and ethical standards while carrying out human or animal studies
- AV3.** Respect patients' rights and privileges, including patients right to information and right to seek a second opinion.


PRINCIPAL
Dayananda Sagar College of Dental Sciences
Kumaraswamy Layout,
Bangalore - 560 078.



DAYANANDA SAGAR COLLEGE OF DENTAL SCIENCES

Shavige Malleshwara Hills, Kumaraswamy Layout, Bangalore 560 111, Karnataka, India.

Email · admissions@dayanandasagar.edu.in / principal@dscds.edu.in

Phone:- 080 – 2666-3654, 91 – 74836-93035.

MDS ORAL AND MAXILLOFACIAL OUTCOMES(MDSOMFS-COs)

The MDS programme is a three year academic programme encompassing courses covering basic sciences and dental specialties.

PROGRAM STRUCTURE : ORAL & MAXILLOFACIAL SURGERY

The MDS Oral & Maxillofacial Surgery programme comprises of the following courses:

MDS OMS 1: Part-I Paper-I : Applied Basic Sciences: Applied Anatomy, Physiology, & Biochemistry, Pathology, Microbiology, Pharmacology, Research Methodology and Biostatistics.

MDS OMS 2: Part- II: Paper-I : Minor Oral Surgery and Trauma

MDS OMS 3: Paper-II : Maxillo-facial Surgery

MDS OMS 4: Paper-III : Descriptive and analysing type question

PROGRAMME OUTCOMES:

The intended learning outcomes for the MDS Oral and maxillofacial surgery programme are as follows:

A) KNOWLEDGE AND UNDERSTANDING: KU

At the end of academic programme, the post graduate students should have acquired the following outcomes during the period of training.

KU1) To have acquired adequate knowledge and understanding of the etiology, patho physiology and diagnosis, treatment planning of various common oral and Maxillofacial surgical problems both minor and major in nature.

KU2) To have understood the general surgical principles like pre and post surgical management, particularly evaluation, post surgical care, fluid and electrolyte management, blood transfusion and post surgical pain management.

KU3) Understanding of basic sciences relevant to practice or oral and maxillofacial surgery.

H. H. S.
PRINCIPAL
Dayananda Sagar College of Dental Sciences
Kumaraswamy Layout,
Bangalore - 560 078.



DAYANANDA SAGAR COLLEGE OF DENTAL SCIENCES

Shavige Malleshwara Hills, Kumaraswamy Layout, Bangalore 560 111, Karnataka, India.

Email · admissions@dayanandasagar.edu.in / principal@dscds.edu.in

Phone:- 080 – 2666-3654, 91 – 74836-93035.

KU4) Able to identify social, cultural, economic, genetic and environmental factors and their relevance to disease process management in the oral and Maxillofacial region.

KU5) Essential knowledge of personal hygiene and infection control, prevention of cross infection and safe disposal of hospital waste keeping in view the high prevalence of hepatitis and HIV.

PSYCHOMOTOR SKILLS: P

P1) To obtain proper clinical history, methodical examination of the patient, perform essential diagnostic procedures and order relevant laboratory tests and interpret them and to arrive at a reasonable diagnosis about the surgical condition.

P2) To perform with competence minor oral surgical procedures and common maxillofacial surgery. To treat both surgically and medically (or by other means of the oral and Maxillofacial and the related area).

P3) Capable of providing care for maxillofacial surgery patients.

ATTITUDES AND VALUES: AV

AV1) Develop attitude to adopt ethical principles in all aspect of surgical practice, professional honesty and integrity are to be fostered. Surgical care is to be delivered irrespective of the social status, caste, creed or religion of the patient.

AV2) Willing to share the knowledge and clinical experience with professional colleagues.

AV3) Willing to adopt new techniques of surgical management developed from time to time based on scientific research which are in the best interest of the patient


AV4) Respect patient's right and privileges, including patients right to information and right to seek a second opinion.

AV5) Develop attitude to seek opinion from an allied medical and dental specialists as and when required.

AV6) Develop adequate communication skills particularly with the patients giving them the various options available to manage a particular surgical problem and obtain a true informed consent from them for the most appropriate treatment available at that point of time

AV7) Develop the ability to communicate with professional colleagues.

AV8) Develop ability to teach undergraduates.


PRINCIPAL
Dayananda Sagar College of Dental Sciences
Kumaraswamy Layout,
Bangalore - 560 078.



DAYANANDA SAGAR COLLEGE OF DENTAL SCIENCES

Shavige Malleshwara Hills, Kumaraswamy Layout, Bangalore 560 111, Karnataka, India.

Email - admissions@dayanandasagar.edu.in / principal@dscds.edu.in

Phone:- 080 – 2666-3654, 91 – 74836-93035.

MDS CONSERVATIVE DENTISTRY AND ENDODONTICS

The MDS programme is a three year academic programme encompassing courses covering basic sciences and dental specialties.

PROGRAM STRUCTURE : CONSERVATIVE DENTISTRY AND ENDODONTICS


The MDS conservative dentistry and endodontics programme comprises of the following courses:

MDS CDE: Part-I Paper-I: Applied Basic Sciences: Applied anatomy of head and neck, Anatomy and development of teeth, Applied physiology, Pathology, Microbiology, Pharmacology, Biostatistics, Research methodology, Applied dental materials.

MDS CDE: Part-II Paper-I: Conservative dentistry – management of dental caries and non- carious lesions, occlusion, hand and rotary cutting instruments, direct and indirect restorations, restorative techniques, aesthetic dentistry including smile designing, minimal interventional dentistry, CAD-CAM, clinical photography.

MDS CDE: Part-II Paper-II- Endodontics : Pulp and periapical biology and pathology, endodontic microbiology, case selection diagnosis and treatment planning, endodontics treatments, lasers, multidisciplinary approach, magnification, regenerative endodontics.

MDS CDE: Part II-Paper III: Essays (Descriptive and analyzing type)


PRINCIPAL
Dayananda Sagar College of Dental Sciences
Kumaraswamy Layout,
Bangalore - 560 078



DAYANANDA SAGAR COLLEGE OF DENTAL SCIENCES

Shavige Malleshwara Hills, Kumaraswamy Layout, Bangalore 560 111, Karnataka, India.

Email · admissions@dayanandasagar.edu.in / principal@dscds.edu.in

Phone:- 080 – 2666-3654, 91 – 74836-93035.

PROGRAMME OUTCOMES:


The intended learning outcomes for the MDS conservative dentistry and endodontics programme are as follows:

A) KNOWLEDGE AND UNDERSTANDING: KU

- KU-1.** Demonstrate understanding of basic sciences relevant to specialty.
- KU-2.** Describe etiology, pathophysiology, principles of diagnosis and management of common problems within the specialty.
- KU-3.** Identify social, economic, environmental and emotional determinants of the patients and take them into account for treatment planning.
- KU-4.** Recognize conditions that may be outside the area of specialty or competence and to refer them to the concerned specialist.
- KU-5.** Update knowledge by self study and by attending courses, conferences and seminars pertaining to specialty.
- KU-6.** Undertake audit, use information technology and carry out research in both basic and clinical subjects with the aim of publishing or presenting the work at various scientific gathering.

B) PSYCHOMOTOR SKILLS: P

- P1.** Obtain thorough clinical history, examine the patient, perform essential diagnostic procedures and order relevant tests and interpret them to come to a reasonable diagnosis about the condition.
- P2.** Acquire adequate skills and competence in performing various procedures in the conservative dentistry and endodontics.
- P3.** Students should be able to treat complex cases and interdisciplinary cases in conservative dentistry including aesthetics and endodontics.


PRINCIPAL
Dayananda Sagar College of Dental Sciences
Kumaraswamy Layout,
Bangalore - 560 078



DAYANANDA SAGAR COLLEGE OF DENTAL SCIENCES

Shavige Malleshwara Hills, Kumaraswamy Layout, Bangalore 560 111, Karnataka, India.

Email · admissions@dayanandasagar.edu.in / principal@dscds.edu.in

Phone:- 080 – 2666-3654, 91 – 74836-93035.

P4. Should be able to use software and information technology to carry out digital treatment simulation and planning of advanced and complex treatments.

C) ATTITUDES AND VALUES: AV

AV1. Adopt ethical principles in all aspects of practice.

AV2. Foster professional honesty and integrity.

AV3. Deliver patient care irrespective of social status, caste, creed or religion of the patient.


AV4. Develop communication skills, to explain various options available and obtain an informed consent from the patient.

AV5. Provide leadership and get the best out of his team in a congenial working atmosphere.

AV6. Follow high moral and ethical standards while carrying out human or animal research.

AV7. Be humble and accept the limitations in their knowledge and skill and to ask for help from colleagues when needed.

AV8. Respect patient's rights and privileges including patient's right to information and right to seek a second opinion.


PRINCIPAL
Dayananda Sagar College of Dental Sciences
Kumaraswamy Layout,
Bangalore - 560 078.



DAYANANDA SAGAR COLLEGE OF DENTAL SCIENCES

Shavige Malleshwara Hills, Kumaraswamy Layout, Bangalore 560 111, Karnataka, India.

Email · admissions@dayanandasagar.edu.in / principal@dscds.edu.in

Phone:- 080 – 2666-3654, 91 – 74836-93035.

MDS ORTHODONTICS-COURSE OUTCOMES (MDSORT-COs)

The MDS programme is a three year academic programme encompassing courses covering basic sciences specific to orthodontics and clinical curriculum specific to orthodontic specialty.

PROGRAM STRUCTURE : ORTHODONTICS AND DENTOFACIAL ORTHOPEDICS

The MDS orthodontics and dentofacial orthopedics programme comprises of the following courses:

MDS ORT 1: Part-I Paper-I: Applied Basic Sciences: Applied anatomy, Physiology, Dental Materials, Genetics, Pathology, Physical Anthropology, Applied Research methodology, Bio-Statistics and Applied Pharmacology.

MDS ORT 2: Part-II Paper-I: Orthodontic history, Concepts of occlusion and esthetics, Child and Adult Psychology, Etiology and classification of malocclusion, Dentofacial Anomalies, Diagnostic procedures and treatment planning in Orthodontics, Practice management in Orthodontic

MDS ORT 3: Paper II: Clinical Orthodontics

MDS ORT 4: Paper III: Descriptive and analyzing type


COURSE OUTCOMES:

The intended learning outcomes for the MDS Orthodontics programme are as follows:

D) KNOWLEDGE AND UNDERSTANDING: KU

At the end of academic programme, the post graduate students should have acquired the following outcomes during the period of training.

KU1. Able to describe the concepts of growth and development of orofacial structures and the impact of etiological factors on growth.


PRINCIPAL
Dayananda Sagar College of Dental Sciences
Kumaraswamy Layout,
Bangalore - 560 078.




DAYANANDA SAGAR COLLEGE OF DENTAL SCIENCES

Shavige Malleshwara Hills, Kumaraswamy Layout, Bangalore 560 111, Karnataka, India.

Email · admissions@dayanandasagar.edu.in / principal@dscds.edu.in

Phone:- 080 – 2666-3654, 91 – 74836-93035.

- KU2.** Able to Describe the clinical features, knowledge of relevant clinical investigations required, diagnosis and management of common skeletal and dental orthodontic problems in adults and children.
- KU3.** Should be able to compare and contrast the growth status of the child patient with different skeletal maturity indicators .
- KU4.** Should have the thorough knowledge of various prescriptions of fixed orthodontic appliance used in orthodontics and biomechanical principals involved in controlling these appliances.
- KU5.** Should be able to discuss the biological basis at cellular level involved in orthodontic tooth movement and skeletal changes at sutures and joints during growth modulation process.
- E) PSYCHOMOTOR SKILLS: P**
- P1.** Perform various orthodontic archwire bendings including loops, wire bendings for different stages of treatment, auxillaries and wire components for myofunctional appliances.
- P2.** Demonstrate the optimal placement of orthodontic appliance on patients dentition.
- P3.** Students should be able to treat complex cases and interdisciplinary cases in orthodontics.
- P4.** Fabricate the myofunctional appliances, appliances for transvers skeletal corrections and study models to perform model analysis.
- P5.** Should be able to use software and information technology to carry out digital treatment simulation and planning of advanced and complex treatments.
- F) ATTITUDES AND VALUES: AV**
- AV1.** Identify social, economic, environmental and emotional determinants in a given case and take them into account for planning treatment
- AV2.** Should be proficient in adult and child psychology to communicate and understand the psychological problems associated with facial esthetics.
- AV3.** Respect patient's rights and privileges including patient's right to information and right to seek a second opinion.
- AV4.** Develop communication skills, in particular and skill to explain various options available or requirement of extractions or surgery in management of problem and to obtain a true informed consent from the patient
- AV5.** Apply high moral and ethical standards while carrying out human or animal experiments.


PRINCIPAL
Dayananda Sagar College of Dental Sciences
Kumaraswamy Layout,
Bangalore - 560 078.



DAYANANDA SAGAR COLLEGE OF DENTAL SCIENCES

Shavige Malleshwara Hills, Kumaraswamy Layout, Bangalore 560 111, Karnataka, India.

Email · admissions@dayanandasagar.edu.in / principal@dscds.edu.in

Phone:- 080 – 2666-3654, 91 – 74836-93035.

EXAMINATIONS._

(a) ELIGIBILITY:

The following requirements shall be fulfilled by the candidate to become eligible for the final examination. (i) Attendance: Every candidate shall secure (80% attendance during each academic year). (ii) Progress and conduct: Every candidate shall participate in seminars, journal review meetings, symposia, conferences, case presentations, clinics and didactic lectures during each year. (iii) Work diary and log book: Every candidate shall maintain a work diary and log book

(b) UNIVERSITY EXAMINATION.

The university examination shall consist of theory, practical and clinical examination and viva-voce and Pedagogy.

(c) DISSERTATION:


Every candidate appearing for the post-graduate degree examination shall at least six months prior to the examinations, submit with his form for examination.

(d) CLINICAL/PRACTICAL EXAMINATION:

Clinical/practical examination is designed to test the clinical skill, performance and competence of the candidate in skills such as communication, clinical examination, medical/dental procedures or prescription, exercise prescription, latest techniques, evaluation and interpretation of results so as to undertake independent work as a specialist.

(e) VIVA-VOCE EXAMINATION:

Viva voce examination aims at assessing the depth of knowledge, logical reasoning, confidence and communication skill of the students.


PRINCIPAL
Dayananda Sagar College of Dental Sciences
Kumaraswamy Layout,
Bangalore - 560 078.



DAYANANDA SAGAR COLLEGE OF DENTAL SCIENCES

Shavige Malleshwara Hills, Kumaraswamy Layout, Bangalore 560 111, Karnataka, India.

Email · admissions@dayanandasagar.edu.in / principal@dscds.edu.in

Phone:- 080 – 2666-3654, 91 – 74836-93035.

(f) SCHEME OF EXAMINATION:

A. Theory: Part-I: Basic Sciences Paper - 100 Marks Part-II: Paper-I, Paper-II & Paper-III - 300 Marks (100 Marks for each Paper)

Written examination shall consist of Basic Sciences Paper (Part-I) of three hours duration and will be conducted at the end of First year of MDS course. Part-II Examination will be conducted at the end of Third year of MDS course. Part-II Examination will consist of Paper-I, Paper-II & Paper-III, each of three hours duration. Paper-I & Paper-II shall consist of two long answer questions carrying 25 marks each and five questions carrying 10 marks each. Paper III will be on Essays. In Paper-III three Questions will be given and student has to answer any two questions.

B. Practical / Clinical Examination : 200 Marks

1st Day

- Clinical Case based procedures and display of work in examination by student.


2nd Day

- Continuation of Clinical Case based procedures and display of work in examination by student.

C. Viva Voce : 100 Marks

- Viva-Voce examination : 80 marks
- Pedagogy Exercise : 20 marks

A topic be given to each candidate in the beginning of clinical examination. He/she is asked to make a presentation on the topic for 8-10 minute.


PRINCIPAL
Dayananda Sagar College of Dental Sciences
Kumaraswamy Layout,
Bangalore - 560 078



DAYANANDA SAGAR COLLEGE OF DENTAL SCIENCES

Shavige Malleshwara Hills, Kumaraswamy Layout, Bangalore 560 111, Karnataka, India.

Email · admissions@dayanandasagar.edu.in / principal@dscds.edu.in


Phone:- 080 – 2666-3654, 91 – 74836-93035.

Chairman, Academic Advisory Council

CO-Ordinator, IQAC

Member Secretary, Academic Advisory Council

PRINCIPAL
Dayananda Sagar College of Dental Sciences
Kumaraswamy Layout,
Bangalore - 560 118.



DAYANANDA SAGAR COLLEGE OF DENTAL SCIENCES

Shavige Malleshwara Hills, Kumaraswamy Layout, Bangalore 560 111, Karnataka, India.

Email · admissions@dayanandasagar.edu.in / principal@dscds.edu.in

Phone:- 080 – 2666-3654, 91 – 74836-93035.

PROGRAM MAPPING

Mapping : (Correlation Level)

It indicates to what extent a certain component (either assessment method to CO or CO to PO or PO to PSO). □

- 3-indicates Substantial (high) mapping (high contribution towards attainment)
- 2-indicates Moderate (medium) mapping (medium contribution towards attainment)
- 1-indicates Slight (low) mapping (some contribution towards attainment)

Level of attainment:

Here 3 levels of attainment are taken, as 1-Low; 2-medium; 3- High

3 levels of attainment can be defined as: □

- Attainment 3 : 60% Students scoring $\geq 60\%$ of max marks allocated to CO □
- Attainment 2 : 50% Students scoring $\geq 60\%$ of max marks allocated to CO □
- Attainment 1 : 40% Students scoring $\geq 60\%$ of max marks allocated to CO □


LEVEL OF ATTAINMENT

Setting CO Attainment Targets

Targets are the same for all the COs and are set in terms of performance levels of different groups of students. This method classifies students into different categories.

TARGET ATTAINMENT

Targets			
(% of students getting < 50)	(% of students getting >50 and < 60)	(% of students getting >60 and < 70)	(% of students getting ≥ 70)
%	%	%	%


PRINCIPAL
 Dayananda Sagar College of Dental Sciences
 Kumaraswamy Layout,
 Bangalore - 560 078.



DAYANANDA SAGAR COLLEGE OF DENTAL SCIENCES


Shavige Malleshwara Hills, Kumaraswamy Layout, Bangalore 560 111, Karnataka, India.

Email · admissions@dayanandasagar.edu.in / principal@dscds.edu.in

Phone:- 080 – 2666-3654, 91 – 74836-93035.

PO Attainment 2023 - 2024 Passed Out Batch

BDS Programme		PROGRAM ATTAINMENT - (2023-2024) PASSED OUT BATCH									
Programme code:- FSDSDS1BDS	PROGRAM OUTCOMES	PO1	PO2	PO3	PO4	PO5	PSO 1	PSO 2	PSO 3	PSO 4	PSO 5
I BDS											
Human Anatomy, Embryology, Histology	BDS3A01	3	1	-	-	-	3	2	-	2	-
Physiology	BDS3A02a	3	2	-	-	-	2	2	-	2	-
Biochemistry	BDS3A02b	2	2	-	-	-		2	-	2	-
Dental Anatomy, Embryology and Oral Histology	BDS3A03	3	3	-	-	-	3	3	-	2	-
II BDS											
General Pathology	BDS3B01a	2	2	-	2	-	2	2	-	2	-
Microbiology	BDS3B01b	2	2	-	3	-	2	2	-	2	-
General and Dental Pharmacology and Therapeutics	BDS3B02	2	2	-	2	-	-	2	-	2	-
Dental materials	BDS3B03	3	2	-	2	-	-	3	-	2	-
Preclinical Conservative Dentistry	BDS3B04	3	3	-	3	-	2	2	-	3	-
Preclinical Prosthodontics	BDS3B05	3	3	-	3	-	2	2	-	3	-
III BDS											
General Medicine	BDS3C011	2	2	2	2	3	3	2	2	2	2
General Surgery	BDS3C022	2	2	2	2	2	2	2	2	2	2
Oral Pathology	BDS3C033	3	3	2	2	2	3	3	3	3	2
VI BDS											
Oral Medicine and radiology	BDS3D01	3	3	3	2	2	3	3	3	3	3
Pedodontics	BDS3D02	2	2	2	2	2	3	2	3	3	3
Orthodontics & Dentofacial Orthopedics	BDS3D03	2	2	1	3	2	3	2	2	2	2
Periodontology	BDS3D04	3	2	2	2	2	2	2	3	2	3
Prosthodontics, crown and bridges	BDS3D05	2	3	2	2	3	3	3	3	3	2
Conservative dentistry and Endodontics	BDS3D06	2	2	3	3	2	2	3	3	2	3
Oral and Maxillofacial Surgery	BDS3D07	3	2	2	3	3	3	3	3	2	3
Public health dentistry	BDS3D08	2	2	2	2	3	2	2	2	2	2
AVERAGE		2.47	2.23	2.09	2.35	2.36	2.5	2.33	2.63	2.28	2.45
ROUND OFF		2	2	2	2	2	2	2	2	2	2


PRINCIPAL
 Dayananda Sagar College of Dental Sciences
 Kumaraswamy Layout,
 Bangalore - 560 078.